

Manual

WISTIA DOWNLOADER



Wistia Downloader

Wistia Video Link Generator

Paste the Wistia URL here:

Paste your Wistia URL here...

Generate Download LinkReset

Download Link:

How to Download the Video:

1. Copy the Download Link generated above.
2. Open Safari on your computer.
3. Paste the link into the address bar and press Enter to navigate to it.
4. Press **Option + Command + I** to open the Web Inspector.
5. If the Web Inspector does not open, enable it by going to **Safari > Preferences > Advanced** and check "Show Develop menu in menu bar".
6. In the Web Inspector, navigate to the **Network** tab (typically the second tab).
7. Reload the page by pressing **Command + R**.
8. Click in the 5th tab "Size" so that the biggest file appears on top.
9. Once you find the correct request (in most cases the biggest file), right-click the URL and select **Open in New Tab** or copy the URL and open it manually in another tab.
10. Right-click on the video or file and select "Download Video As..." or "Save Video As..." to download it to your computer.

Alternative: You can also try using the generated Download Link with video download programs that support direct link downloads.

download programs that support direct link downloads:

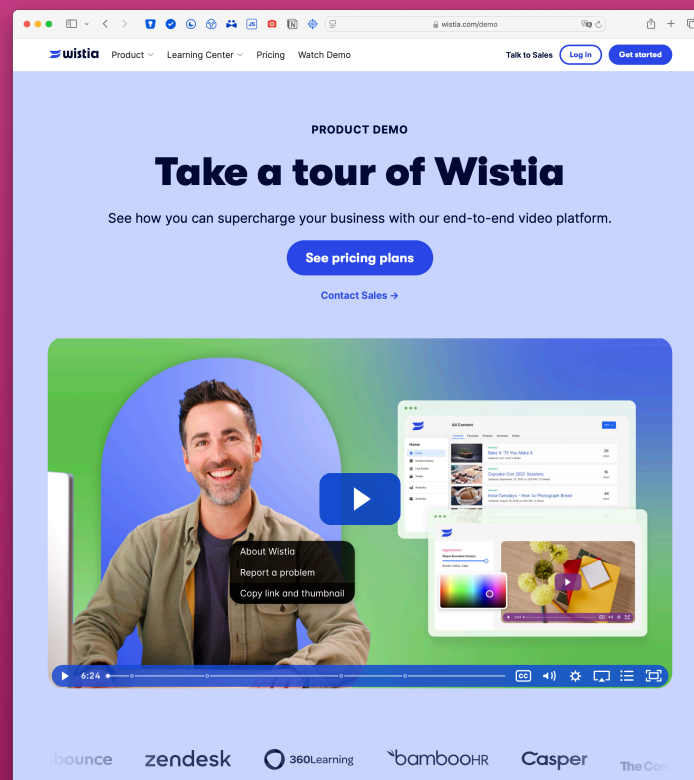
Alternative: You can also try using the generated Download Link with video

WHAT IS WISTIA DOWNLOADER?

Wistia Downloader is a specialized application created for the purpose of downloading various Wistia video files. While obtaining Wistia video files can often be challenging, Wistia Downloader simplifies this process. By following the instructions provided in the subsequent pages, you will soon be able to download your own Wistia files effortlessly.



First, download the Wistia Downloader after your purchase. And install the software on your Mac by following the steps in the app.



Go to the URL where you found your Wistia video. Right-click on the video. A small pop-up appears, click on "Copy link and thumbnail." The video URL is now copied.

Wistia Video Link Generator

Paste the Wistia URL here:

```
<img alt="Wistia Video Player" data-bbox="80 125 462 152" style="width: 100%; height: 100%;"/>
image_play_button_size=2x&image_crop_resized=960x540&image_play_button=1&image_play_button_color=174bd2e0" style="width: 400px;
height: 225px;" width="400" height="225"></a></p><p><a href="https://wistia.com/demo?wvideo=vgra6n0r88">Watch a Demo &amp; Get Started for Free |
Wistia</a></p>
```

Generate Download Link Reset

Download Link:

How to Download the Video:

1. Copy the Download Link generated above.
2. Open Safari on your computer.
3. Paste the link into the address bar and press Enter to navigate to it.
4. Press **Option + Command + I** to open the Web Inspector.
5. If the Web Inspector does not open, enable it by going to **Safari > Preferences > Advanced** and check "Show Develop menu in menu bar".
6. In the Web Inspector, navigate to the **Network** tab (typically the second tab).
7. Reload the page by pressing **Command + R**.
8. Click in the 5th tab "Size" so that the biggest file appears on top.
9. Once you find the correct request (in most cases the biggest file), right-click the URL and select **Open in New Tab** or copy the URL and open it manually in another tab.
10. Right-click on the video or file and select "Download Video As..." or "Save Video As..." to download it to your computer.

Alternative: You can also try using the generated Download Link with video download programs that support direct link downloads.

Open Wistia Downloader and paste the URL from the previous step. Then click on "Generate Download Link."

Wistia Video Link Generator

Paste the Wistia URL here:

```
<img alt="Wistia Video Player" data-bbox="80 571 462 599" style="width: 100%; height: 100%;"/>
image_play_button_size=2x&image_crop_resized=960x540&image_play_button=1&image_play_button_color=174bd2e0" style="width: 400px;
height: 225px;" width="400" height="225"></a></p><p><a href="https://wistia.com/demo?wvideo=vgra6n0r88">Watch a Demo &amp; Get Started for Free |
Wistia</a></p>
```

Generate Download Link Reset

Download Link:

https://fast.wistia.net/embed/iframe/vgra6n0r88

How to Download the Video:

1. Copy the Download Link generated above.
2. Open Safari on your computer.
3. Paste the link into the address bar and press Enter to navigate to it.
4. Press **Option + Command + I** to open the Web Inspector.
5. If the Web Inspector does not open, enable it by going to **Safari > Preferences > Advanced** and check "Show Develop menu in menu bar".
6. In the Web Inspector, navigate to the **Network** tab (typically the second tab).
7. Reload the page by pressing **Command + R**.
8. Click in the 5th tab "Size" so that the biggest file appears on top.
9. Once you find the correct request (in most cases the biggest file), right-click the URL and select **Open in New Tab** or copy the URL and open it manually in another tab.
10. Right-click on the video or file and select "Download Video As..." or "Save Video As..." to download it to your computer.

Alternative: You can also try using the generated Download Link with video download programs that support direct link downloads.

The download link now appears in the second box. Copy the link and paste it into your Safari web browser.

The video now opens in your browser. It's time for the next step.

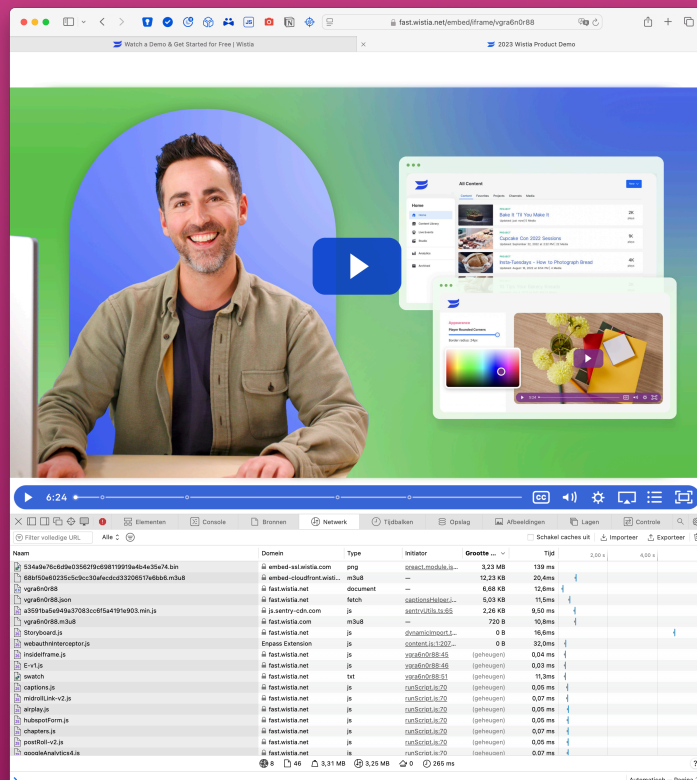


Press Option-Command-I. This opens the Inspector panel.

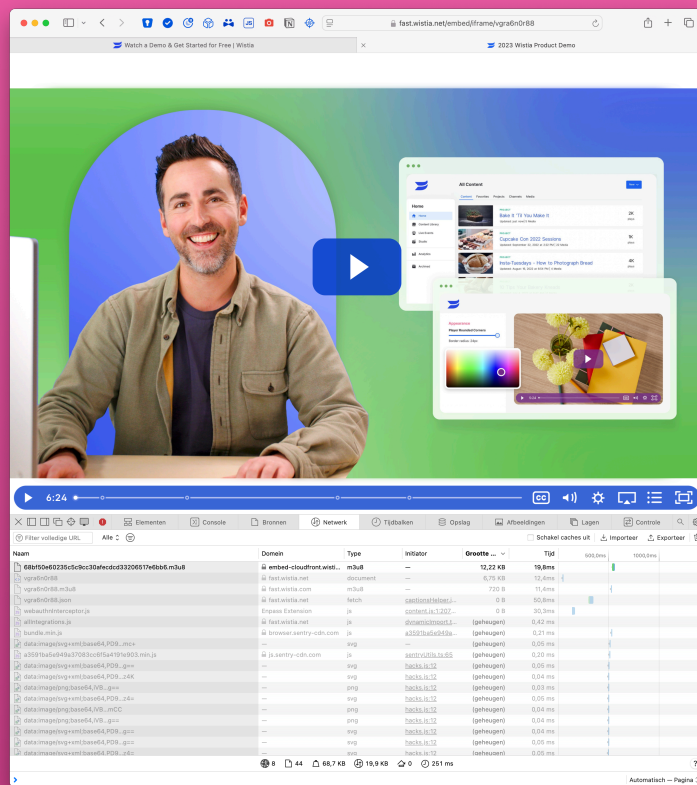
Then click on the Network tab and press Command + R.

Followed by clicking on Size to move the biggest files to the top of the list.

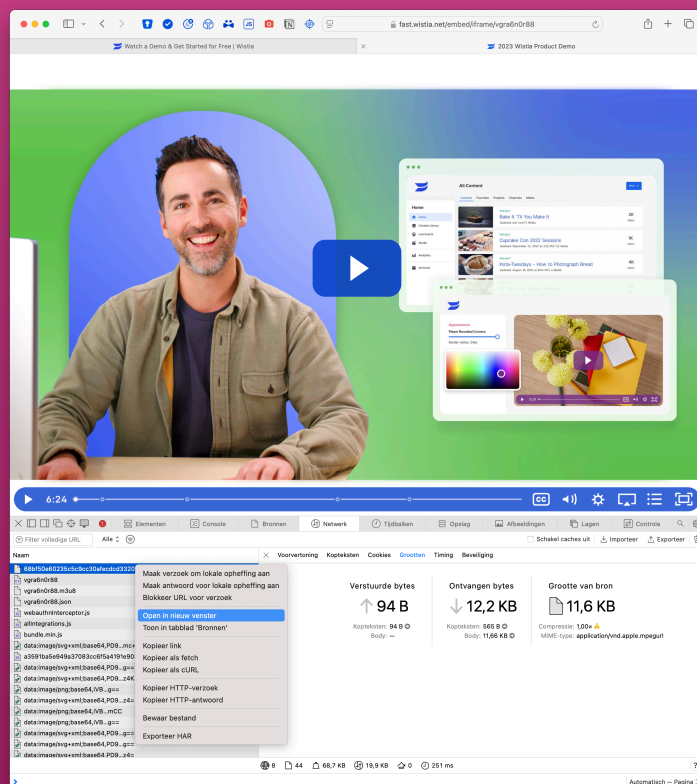
In case the inspector doesn't open, first enable it in your Safari browser.



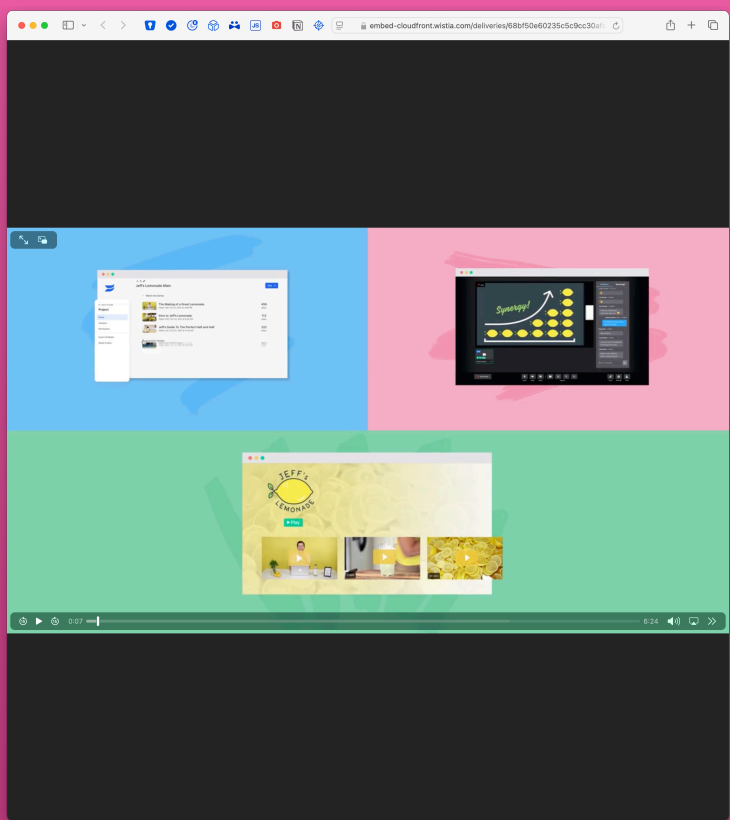
In most cases, at the top, you will find an .M3U8 file. If not it is likely a row down. The exact place depends if there are other big items on the webpage.



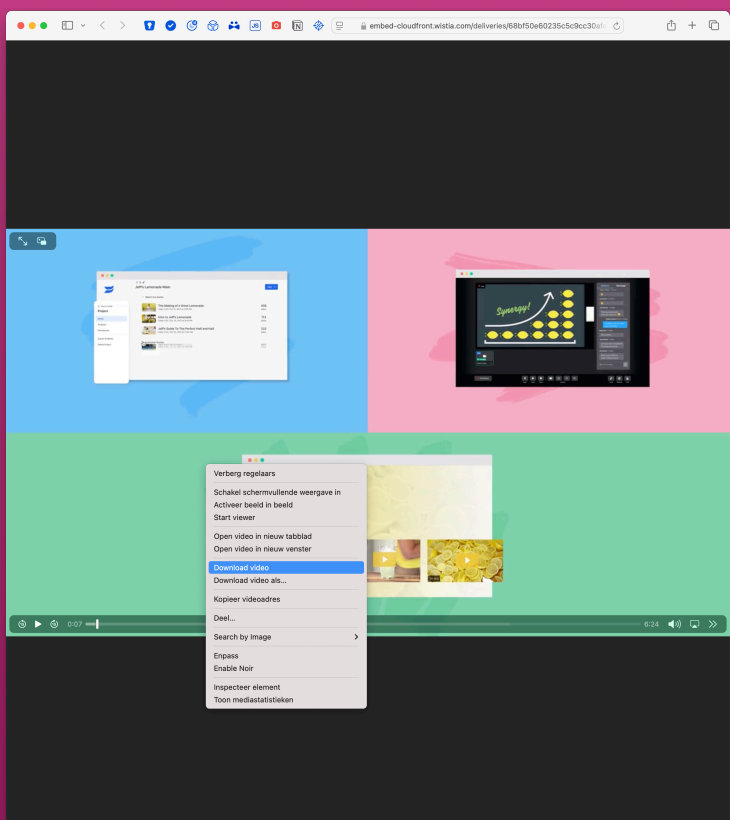
Right click on the Name and choose Open in new window (or Copy link in case you want to download the video with your favorite video download app).



The video will now open in a new browser window.



Right-click on the video and save it. That is all there is to download your own Wistia videos.





For support, please don't hesitate to contact us. You can find our contact information on our [website](#).

